

**Educational  
Musicals**

**Potty  
Pantos**

**PRESENTS**

# **PANTO SONGBOOK 1**

**CATCHY FUN SONGS FOR ALL YOUR PANTO NEEDS**

**BY TIM SPENCER, DAN HEWITT AND KATHERINE BROOKES**

**20  
Original  
Catchy  
Songs**

**All types of  
mood and  
atmospheres**



**A Funny, Unique and Quirky music for all Pantomimes**

© A. James, T. Dalton & A. Dalton  
Music & Lyrics: Tim J. Spencer, Daniel Hewitt  
& Katherine Brookes  
Illustrations by Anthony James

1. All rights including staging, motion picture, radio, television, public reading and translation into foreign languages are strictly reserved.
2. This musical is fully protected under Copyright Laws of the British Commonwealth of Nations, the United States of America and all countries of the Berne and Universal Copyright Conventions.
3. No part of this publication may be reproduced in ANY form or by ANY means - photocopying, typescript, recording, (including video recording), manuscript, electronic, mechanical, or otherwise - or be transmitted or stored in a retrieval system without prior permission.
4. It is an infringement of Copyright to give any performance or public reading of the musical before the fee has been paid and performance licence issued.
5. All publicity material must contain the names of the writer and composer as asserted by them in accordance with the Copyright, Designs and Patents Act 1988.

ISBN 13: 978-1-905123-69-8

Published by :  
Educational Musicals Limited  
S2 Berkeley House, 6 The Square,  
Kenilworth, Warwickshire  
United Kingdom, CV8 1EB.  
[www.educationalmusicals.co.uk](http://www.educationalmusicals.co.uk)  
Tel: 01926 855920



## Performance Licence

This AGREEMENT is between:-

hereinafter called *The Performer*,

And

Educational Musicals Ltd of S2 Berkeley House, 6 The Square, Kenilworth,  
Warwickshire, United Kingdom, CV8 1EB trading as Educational Musicals,  
hereinafter called *The Publisher*.

It is AGREED that *The Publisher* will allow *The Performer* to perform:

.....  
.....  
.....  
.....

on the following dates:-

.....  
.....

In return for a performance fee of (*tick the appropriate number*):-

1 performance	£15.00 +VAT
2 performances	£10.00 each +VAT
3 or more performances	£ 7.50 each + VAT

Date signed ..... by.....

On behalf of *The Publisher*

*THERE IS NO CHARGE IF YOU DO NOT CHARGE THE AUDIENCE*

## **SONG LIST**

- |     |                                 |                              |
|-----|---------------------------------|------------------------------|
| 1.  | In Our Village -                | Market Day Opening Song      |
| 2.  | Being Brave like a Wolf -       | Hero off to Fight Song       |
| 3.  | It's Nice to 'ave Nice Things - | Treasure / Villain Song      |
| 4.  | You're a Rat -                  | Dame Song                    |
| 5.  | It's so Hard to be the King -   | Comic Song                   |
| 6.  | Maybe it's Time -               | Girl Power Song              |
| 7.  | We Live On! -                   | Mummies/Skeleton Song        |
| 8.  | We're Going to Kill You! -      | Robber/Villain Song          |
| 9.  | In Love -                       | Love Song                    |
| 10. | Dirty Little Town -             | Chorus                       |
| 11. | Money, Money, Lovely Money -    | Rent Man/Villain Song        |
| 12. | The World We Know -             | Heroine Reflective Song      |
| 13. | We're Gonna see the World -     | Leaving on an Adventure Song |
| 14. | I'm Not What I Seem -           | Heroine Song                 |
| 15. | Spooky Cave -                   | Spooky Song                  |
| 16. | Tonight We Wait -               | Reflective Song              |
| 17. | Sharing is Better -             | Reflective Song              |
| 18. | He is The Villain -             | Abanaza/Villain Song         |
| 19. | Welcome to our Home -           | Islander's Song              |
| 20. | Power to All the People -       | Finale Song                  |

***Any of the lyrics can be changed to suit your production.***

## **SONG 1: In Our Village**

## ***Market Day Opening Song***

**Villager 1.** Turnips lovely turnips. Boil them, mash them, roast them.  
A truly versatile vegetable. Turnips! Turnips!

**Villager 2.** Carrots! Help you to see in the dark. Carrots!  
Help you to see in the dark. Carrots! Carrots!

**Villager 3.** Cabbage! Cabbage! Cabbage! Cabbage!

**All.** In our village, life is always full of fun.  
What with dancing, on the green under the sun.  
We've a maypole, where we tie ourselves in knots,  
And beside it, our good old village shop.

In our village, it is thatched from end to end,  
With quaint cottages, that seem to lean and bend.  
In our village. In our village.

People are friendly our neighbours are the best.  
To live in a village we really are blessed.

In our village, ev'ryday is market day,  
Where there's turnips, up for sale and on display.  
In our village, it's a great day ev'ry day.  
In our village, no-one ever moves away.

In our village, life is always full of fun,  
What with dancing, on the green under the sun.  
In our village, it's a great day ev'ry day.  
In our village, in our village.  
In our village, in our village.  
In our village.

*Running Time 1.53 mins*

# 1. In Our Village

Music & Lyrics : Katherine Brookes

**1. In Our Village**

Tempo: ♩ = 120

**Chords:** C, G, C, F, Dm/F, G, C/G, G, C, G, C, G, F/C

**Music & Lyrics : Katherine Brookes**

**Voice:**

**Piano:**

**5**

Sellers (To be said at roughly the same time) Turnips, lovely turnips. Boil them, mash them, roast them, A truly versatile Carrots! Help you to see in the dark. Carrots! Cabbage!

**9**

vegetable. Turnips! Turnips! Help you to see in the dark. Carrots! Carrots! Cabbage! Cabbage! Cabbage! Cabbage!

**13**

vil lage life is al - ways full of fun. What with dan - cing on the vil lage it is thatched from end to end, with quaint cot-ta ges, that

## In our Village

16   1.

Voice green un-der the sun. We've a may- pole, where we tie our-selves in knots, and be-side it our  
seem to lean and bend. In our

Pno.

20    2.     2.

Voice good old vil lage shop. 2. In our vil- lage. In our vil lage. Peo- ple are friend-ly our

Pno.

24      

Voice neigh bours are the best. To live in a vil - lage we real- ly are blessed.

Pno.

28  

Voice 3. In our vil lage ev' ry - day is mar- ket day, where there's tur- nips up for  
vil lage life is al- ways full of fun, what with dan- cing on the

Pno.

32

Em

A

Voice

sale and on dis-play. In our vil lage it's a great day ev' ry day. In our vil lage, no-one  
green un-der the sun. In our vil lage it's a great day ev' ry day. In our

Pno.

1.

36

G A A

Voice

e - ver moves a - way. 4. In our vil lage. In our vil lage. In our

Pno.

2.

39

G A D/A A7/G D

Voice

vil lage. In our vil lage. In our vil lage.

Pno.

## **SONG 2: Being Brave Like A Wolf**

## ***Hero off to Fight Song***

You know when you see a wolf in the wood,  
And he's hunting for his evening feed.  
He doesn't care about anything else,  
Number one is all that he needs.  
He'll hunt 'til he's broken, his bravery spoken,  
In actions and the way that he feels.  
Being brave like a wolf, really is good,  
Only looking after M.E.

Standing there fighting, scratching and biting,  
'til they give in to his needs.  
He don't care at all, selfish overall,  
Prowling until he succeeds.  
And if you're brave like a wolf, you're really good,  
And that wolf I am talking 'bout's me.

Standing there facing an enemy,  
And it's only you or it's him.  
The wolf in you needs to watch him bleed,  
And you do not care about skin.  
I'm the number one, watch opponents run,  
The wolf in the picture is me.

Being brave like a wolf, really is good,  
Only looking after M.E.  
Standing there fighting, scratching and biting,  
'til they give in to his needs.  
He don't care at all, selfish overall,  
Prowling until he succeeds.  
And if you're brave like a wolf you're really good,  
And the wolf I am talking 'bout's me.

*Running Time 2.10 mins*

## 2. Being Brave like a Wolf

Music & Lyrics: Tim J. Spencer

♩=140

Em<sup>7</sup>






Voice

Piano



A Em Em




6




Voice

1. You know when you see\_\_ a  
2. Stan-ding there fa-cing an

Pno



C G D

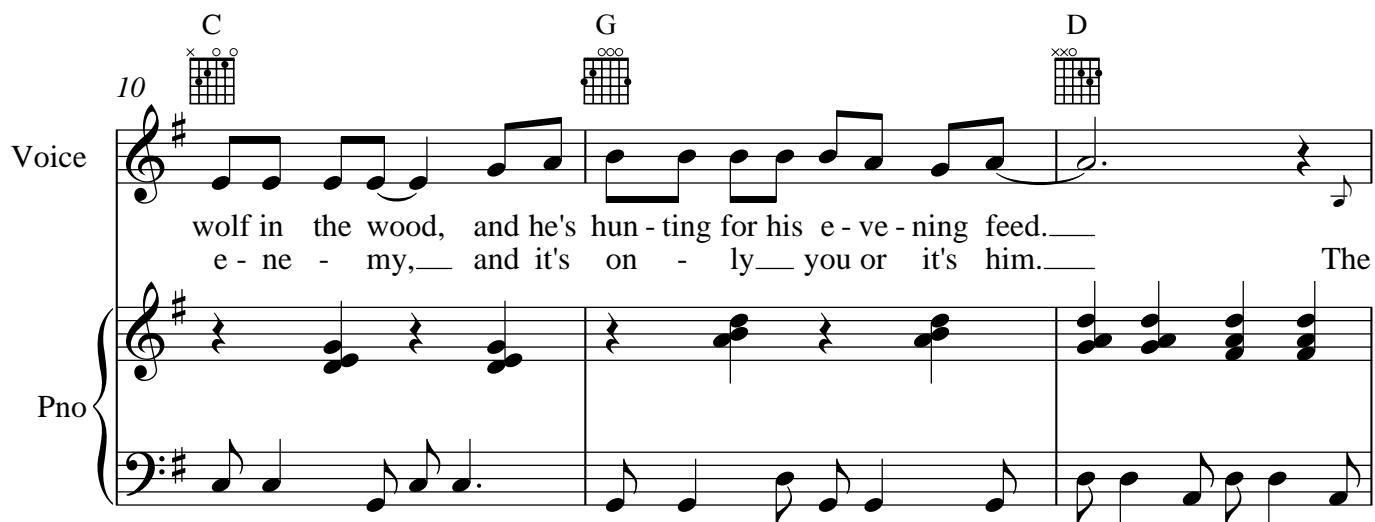


10

Voice

wolf in the wood, and he's hun-ting for his e-ve-ning feed.\_\_  
e-ne-my,\_\_ and it's on-ly\_\_ you or it's him.\_\_ The

Pno



13

Em C

Voice

He doe - sn't care\_\_ a - bout a - ny - thing else.\_\_  
wolf in you needs\_\_ to watch him\_\_ bleed,

Pno

15

G Dsus<sup>2</sup> D Am<sup>7</sup>

Voice

Num - ber one is all that he needs.\_\_ He'll hunt 'til he's bro - ken, his  
And you do not care a - bout skin.\_\_ I'm the num - ber one, -

Pno

18

F Am<sup>7</sup> Dsus<sup>2</sup> D Em

Voice

bra - ve - ry spo - ken in ac - tions and the way that he feels.\_\_ Be - ing  
Watch o - ppo - nents run, the wolf\_\_ in the pic - ture is me.\_\_

Pno

21

C G

Voice

brave like a wolf rea - lly is good On - ly loo - king af - ter M. E..

Pno

24

D Em C

Voice

Stan - ding there figh - ting, scrat - ching and bi - ting, 'til they

Pno

27

G D Am

Voice

give in to his needs.\_\_\_\_ He don't care at all,

Pno

30

F Am Dsus<sup>2</sup> C/D D

Voice

sel - fish o - ver - all, pro - wling un - til he suc - ceeds. — And if you're

Pno

33

G C G D<sup>7</sup>

Voice

brave like a wolf, you're rea - lly good and that wolf I am tal - king 'bout's

Pno

36

Em D Em D Em D Em D Em<sup>7</sup>

Voice

me!

Pno

40

Em D Em D Em<sup>7</sup>

Voice

Pno

The image shows a musical score for the song "The Sound of Silence" (Acoustic Version), starting at measure 40. The score is for Voice and Piano (Pno). The key signature is one sharp (F#). The Voice part has a whole rest in measures 40-44. The Piano part features a melodic line in the right hand and a bass line in the left hand. Chord diagrams for Em, D, and Em7 are provided above the staff. The score ends with a double bar line at measure 44.

### **SONG 3: It's Nice to 'ave Nice Things**

### ***Treasure/ Villain Song***

It's nice to 'ave nice things,  
Like bright, new golden rings,  
And silver watches shining bright.  
The rich can earn their dough,  
They spend it nicely so  
Dear folks like us can live our lives.

It's nice to 'ave nice things,  
Nice metal like wot chings,  
The neckerchiefs like rainbow skies.  
The gentry they don't mind,  
When they look round and find  
Dear urchins standing 'fore their eyes.

*(Instrumental break)*

It's nice to 'ave nice things,  
And we looks pretty fine,  
To pickpocket is worth our time.  
It don't do any harm,  
To find our glittering charms.  
For nice things are the love of mine.  
For nice things are the love of mine.  
For nice things are the love of mine.

*Running Time 1.37 mins*

### 3. It's Nice to 'ave Nice Things

Music & Lyrics: Tim J. Spencer

Chords: A, B, E, E<sup>7</sup>, A

Tempo: ♩=100

Voice: [Musical staff with treble clef, key signature of three sharps (F#, C#, G#), and common time signature (C). The staff contains five measures of whole rests.]

Piano: [Musical staff with grand staff (treble and bass clefs), key signature of three sharps, and common time signature. The piano accompaniment consists of five measures: the first three measures feature a rhythmic pattern of eighth notes in the right hand and quarter notes in the left hand; the fourth measure has a whole note chord in the right hand and a whole note chord in the left hand; the fifth measure has a half note chord in the right hand and a half note chord in the left hand.]

Chords: D, E<sup>7</sup>, A, D, E<sup>7</sup>, A

6

Voice: [Musical staff with treble clef, key signature of three sharps, and common time signature. It contains six measures. The first three measures are whole rests. The fourth measure contains the lyrics "1.It's nice to 'ave nice things like" and "2.It's nice to 'ave nice things nice". The fifth and sixth measures continue the melody without lyrics.]

Piano: [Musical staff with grand staff, key signature of three sharps, and common time signature. It contains six measures corresponding to the voice part, with chords and rhythmic accompaniment.]

Chords: B, E<sup>7</sup>, A

11

Voice: [Musical staff with treble clef, key signature of three sharps, and common time signature. It contains five measures with the lyrics: "bright new gol - den rings and sil - ver wat - ches shi - ning bright" and "me - tal like wot chings the neck - er - chiefs like rain - bow skies".]

Piano: [Musical staff with grand staff, key signature of three sharps, and common time signature. It contains five measures corresponding to the voice part, with chords and rhythmic accompaniment. A chord symbol 'A' is written below the bass staff in the fifth measure.]

16

Bm E<sup>7</sup> A A D B<sup>7</sup>

Voice

The rich can earn their dough then spend it nice - ly so Dear  
The gen - try they don't mind when they look round and find dear

Pno

21

E A E<sup>7</sup> F<sup>7</sup>

Voice

folks like us can live our lives.  
ur - chins stan - ding 'fore their eyes.

Pno

E

26

B<sup>b</sup> Cm F<sup>7</sup>

Voice

Pno

31

B<sup>b</sup> Bdim Cm F B<sup>b</sup>

Voice

Pno

36

Chords: E<sup>b</sup>, Cm, C<sup>7</sup>, F, B<sup>b</sup>

Voice: [Musical staff with rests]

Pno: [Musical staff with accompaniment]

41

Chords: F, F<sup>7</sup>, B<sup>b</sup>, C

Voice: 3.It's nice to 'ave nice things and we looks pre - tty fine to

Pno: [Musical staff with accompaniment]

46

Chords: F<sup>7</sup>, B<sup>b</sup>, Bdim, Cm, F<sup>7</sup>, B<sup>b</sup>

Voice: pick - po - cket is worth our time It don't do a - ny

Pno: [Musical staff with accompaniment]

51

Chords: E<sup>b</sup>, C<sup>7</sup>, F, B<sup>b</sup>

Voice: harm to find our glit - tering charms For nice things are the love of mine

Pno: [Musical staff with accompaniment]

57

G<sup>7</sup> F F<sup>7</sup> B<sup>b</sup> G

Voice

For nice things are the love of mine For

Pno

62


F<sup>7</sup> F<sup>7</sup> B<sup>b</sup> F<sup>7</sup> B<sup>b</sup>

Voice

nice things are the love of mine.

Pno

# NOTES

A large, empty rectangular box with a thin black border, intended for taking notes. It occupies the lower two-thirds of the page.

## SONG 4: You're a Rat

## *Dame Song*

<b>Dame.</b>	You're a rat!
<b>Baddy.</b>	No I'm not!
<b>Dame.</b>	You're a rat of the first degree!
	You're a rat and you don't fool me!
<b>Baddy.</b>	Wait and see!
<b>Dame.</b>	You're a snake!
<b>Baddy.</b>	Heavens sake!
<b>Dame.</b>	You're a snake and you make me squirm!
	You're a snake! No you're worse, a worm!
<b>Baddy.</b>	Worms can turn!
<b>Dame.</b>	I may be a woman, but I won't back that.
	I won't give my life away to such a low down rat!
	You're a rat!
<b>Baddy.</b>	No I'm not!
<b>Dame.</b>	You're a rat and you've got a cheek.
	You're a rat and the outlook's bleak!
<b>Baddy.</b>	Such mystique!
<b>Dame.</b>	You're a rat!
<b>Baddy.</b>	No I'm not!
<b>Dame.</b>	You're a rat of the first degree!
	You're a rat and you don't fool me!
<b>Baddy.</b>	Wait and see!
<b>Dame.</b>	You're a snake!
<b>Baddy.</b>	Heavens sake!
<b>Dame.</b>	You're a snake and you make me squirm!
	You're a snake! No you're worse, a worm!
<b>Baddy.</b>	Worms can turn!
<b>Dame.</b>	I may be a woman, but I won't back that.
	I won't give my life away to such a low down rat!
	You're a rat!
<b>Baddy.</b>	No I'm not!
<b>Dame.</b>	You're a rat and you've got a cheek.
	You're a rat and the outlook's bleak!
<b>Baddy.</b>	Such mystique!

*Running Time 2.09 mins*

# 4. You're a Rat

Music & Lyrics: Daniel Hewitt

Voice

Piano

$\text{♩} = 130$

4

Em

Voice

Pno

Dame 1.2. You're a rat! Baddy No I'm not! Dame You're a

7

B

Em

Voice

Pno

rat of the first deg - ree! You're a rat and you

10

F#m

B

Em

Voice

Pno

don't fool me! Baddy Wait and see!

14

Voice

Piano

Dame You're a snake! Baddy Heav - ens sake! Dame You're a

17

Voice

Piano

snake and you make me squirm! You're a snake! No you're worse a

B

Em

21

Voice

Piano

worm! Baddy Worms can turn! Dame I may be a

F#m

B

Em

D

25

Voice

Piano

wom - an But I won't back that.

Em

Am

Em

28

D

Em

B

Voice

I won't give my life a - way to such a low - down

Pno

31

Em

Voice

rat! You're a rat! Baddy No I'm not! Dame You're a

Pno

34

B

Em

Voice

rat and you've got a cheek... You're a rat and the

Pno

37

D

F#m

B

Voice

out - look's bleak! Baddy Such mys - tique!

Pno

4



D. 



You're a Rat


40

Voice

Pno

A musical score for the song 'You're a Rat'. It features a voice part and a piano accompaniment. The voice part starts at measure 40 with a first ending (1.) and a second ending (2.). The piano part provides harmonic support with chords and a bass line. The key signature has one sharp (F#), and the time signature is 4/4. The score ends with a double bar line.

# NOTES

A large, empty rectangular box with a thin black border, intended for taking notes. It occupies the lower two-thirds of the page.

## SONG 5: It's So Hard to be the King

## Comic Song

- King.** You're my Shuggy wuppy poo.
- Queen.** You're my Puppy wuppy face.
- Together.** You're the apple of my eye,  
No-one could ever take your place.
- King.** But it's so.....hard to be the king, always having to be right.  
Giving orders all the time, from the morning through 'til night.
- Queen.** Oh my little kingy wingy it isn't always fun for me.  
I have lots of queeny things to do, my life isn't carefree.
- King.** I have to get my lazy men to polish all their gear.  
The smelly ones especially let old mould grow on their spears.  
I've never in my life before seen such a hairy bunch.  
They really are a sight to see, they put me off me lunch.
- Queen.** *(Spoken)* I have decisions to make too my love! Whether to buy the red dress or the blue? Should I have my hair done? And which jewels look best with this outfit.
- King.** Not quite the same my dear.  
  
And then with my advisors I have to go and meet.  
To discuss with them all worldly things, and that is no mean feat.  
And then the question of a war, or lopping **Prince Edwin's** head.  
*(Change Prince's name as appropriate)*
- Queen.** No need to labour the point dear, I think we can say 'nough said.
- King.** 'Cause it's so.....hard to be the king, always having to be right.  
Giving orders all the time, from the morning through 'til night.  
All the stresses of the job, it's a miracle I'm sane.
- Queen.** And it isn't as if you moan a lot, whinge, groan and complain.
- King.** I have to be the figure-head, the person they look to.
- Queen.** But not for tips on fashion dear, that colour isn't you.
- King.** And if everything goes wrong then I'm the one who gets the blame.
- Queen.** But if everything goes right my love you're the one who gets the fame.  
  
***(All the following lines are spoken over the music).***
- King.** Do you know, I hadn't really thought of it like that.
- Queen.** Mr Gloomy woomy as always. Try to look on the bright side.
- King.** Which is?
- Queen.** Well... if you do fight Ethelfred and win you get all his lands and everything.  
*(Change name as appropriate)*
- King.** And if I lose?
- Queen.** You probably won't be around to worry about it, or me for that matter!!
- King.** Thanks for that really comforting thought.

*Running Time 2.22 mins*

# 5. It's So Hard To Be The King

Music & Lyrics: Katherine Brookes

Music notation for the first system, measures 1-3. The tempo is marked  $\text{♩} = 100$ . The key signature is one flat (Bb) and the time signature is 4/4. The music is for Voice and Piano.

**Chords:** C (Measures 1-2), F (Measure 3), C (Measures 4-5).

**Voice 1 (King):** You're my shug-gy wup-py poo, You're the

**Voice 2 (Queen):** You're my pup-py wuppy face. You're the

**Piano:** Accompaniment with a triplet in the bass line at the end of measure 3.

Music notation for the second system, measures 4-6. The tempo is marked  $\text{♩} = 55$ . The key signature is one flat (Bb) and the time signature is 4/4. The music is for Voice and Piano.

**Chords:** F (Measure 4), C (Measures 5-6), G (Measure 5), C (Measure 6).

**Voice 1:** ap-ple of my eye, No-one could e-ver take your place. But it's so

**Voice 2:** ap-ple of my eye. No-one could e-ver take your place.

**Piano:** Accompaniment with chords and a bass line.

Music notation for the third system, measures 7-9. The tempo is marked  $\text{♩} = 110$ . The key signature is one flat (Bb) and the time signature is 4/4. The music is for Voice and Piano.

**Chord:** F (Measure 7).

**Voice:** hard to be the king, al ways ha-ving to be right. Gi ving or-ders all the time, from the

**Piano:** Accompaniment with chords and a bass line.

## 2

15

**Guitar Chord Diagram:** C Major (C4, D4, E4, F4, G4, A4)

**Voice 1:**

I have to get my lazy men to polish all their gear. The smelly ones especially let old mould grow on their spears. I've never in my life before seen such a hairy bunch. They really are a sight to see.

**Voice 2:**

[Silent]

**Piano (Pno.):**

Left Hand: C4 (Whole Note)

Right Hand: C4-E4-G4 (Triads, Half Note)

22

Voice

put me off me lunch. I have decisions to make too my love! Whether to buy the red dress or the blue? Should I have my hair done?

Pno.

F C

25

Voice

Not quite the same my dear. And then with my advisors

Voice

And which jewels look best with this outfit.

Pno.

F C

29

Voice

I have to go and meet. To discuss with them all worldly things, and that is no mean feat. And then the question of a war, or lopping Prince Edwin's head.

Voice

No need to labour the point dear, I

Pno.

# It's So Hard To Be The King

4

35

F C G C F

♩=55 ♩=110

Voice

'Cause it's so hard to be the king, al - ways

Voice

think we can say 'nough said. ♩=55 ♩=110

Pno.

38

Voice

ha - ving to be right. Gi - ving or - ders all the time, from the

Pno.

40

C

Voice

mor - ning through 'til night. All the stres - ses of the job, it's a

Pno.

42

Voice

mi - ri - cle I'm sane.

Voice

And it isn't as if you moan a - lot,

Pno.

44

F

Voice

I have to be the fi - gure-head, the

Voice

whinge, groan and com - plain.

Pno.

46

Voice

per - son they look to.

Voice

But not for tips on fash - ion dear, that

Pno.


It's So Hard To Be The King

6

48 

Voice   
And if e - very-thing goes wrong then I'm\_ the

Voice   
co - lour is - n't you.



Pno. 


50


Voice   
one who gets the blame.


Voice   
But if e - very-thing goes right my love you're the

Pno. 

52  

Voice   
Do you know, I hadn't really thought of it like that.

Voice   
one who gets the fame. Mr Gloomywoomy as always.

Pno. 

It's So Hard To Be The King

7

55

C

F

C

Voice

Which is?

And if I lose?

Voice

Try to look on the bright side. Well...if you do fight Ethelfred and win you get all his lands and everything.

Pno.

58

F

C

F

Voice

Thanks for that really comforting thought.

Voice

You probably won't be around to worry about it... or me for that matter!!

Pno.

The musical score is written for two voices and piano. It begins at measure 55. The piano accompaniment consists of a steady eighth-note bass line and chords in the right hand. The vocal parts have lyrics in both staves. The score includes guitar chord diagrams for C, F, and C major chords. The piano part features a steady eighth-note bass line and chords in the right hand. The vocal parts have lyrics in both staves.

## SONG 6: Maybe it's Time

## *Girl Power Song*

In older myths and legends,  
The girls are all the same.  
To scream and shout and holler,  
With only just a name.  
So let's make things different,  
A girl who'll change her tune.  
To get up and do something,  
So the guys don't have it all to do.

Maybe it's time to put the record straight.  
Maybe it's time to wipe away the slate.  
Maybe it's time to change the female role,  
And do something.  
And do something.

Guys get the adventures,  
The girls just sit around.  
I think it's time we changed this.  
It's time we made a sound.  
We've always been working,  
But no-one wrote it down.  
So let's make some noise,  
And show who runs this town.

Maybe it's time to put the record straight.  
Maybe it's time to wipe away the slate.  
Maybe it's time to change the female role,  
And do something.  
And do something.

Maybe it's time to put the record straight.  
Maybe it's time to wipe away the slate.  
Maybe it's time to change the female role,  
And do something.  
And do something.  
And do something.

*Running Time 2.49 mins*

## 6. Maybe it's Time

Music & Lyrics: Tim J Spencer

Music & Lyrics: Tim J Spencer

♩=150  
QUITE BRIGHT AND ROCKY

Voice

♩=150  
QUITE BRIGHT AND ROCKY

Piano

The musical score is for a song titled "Quite Bright and Rocky" by Tim J. Spencer. It is written for Voice and Piano. The tempo is marked as quarter note = 150. The key signature is one sharp (F#) and the time signature is 4/4. The music is in 4/4 time. The piano part features a driving eighth-note melody in the right hand and a bass line in the left hand. The voice part consists of three measures of whole notes, each with a different pitch.

4

Voice

Pno

The musical score for 'The Rose Tree' is presented in a three-staff format. The top staff is for the Voice, the middle for the Piano Right Hand (Pno RH), and the bottom for the Piano Left Hand (Pno LH). The key signature is one sharp (F#), and the time signature is 4/4. The score is divided into three measures. In the first measure, the voice part has a whole rest, while the piano accompaniment consists of a steady eighth-note melody in the right hand and a bass line in the left hand. The second measure features a more complex piano accompaniment with chords and sixteenth-note patterns in both hands. The third measure returns to a simpler accompaniment style, similar to the first, with a whole rest for the voice.

7

Voice

1. In ol - der myths and le -  
2. Guys get the ad - ven

Pno

7

Voice

1. In ol - der myths and le -  
2. Guys get the ad - ven

Pno

10

Voice

- gends \_\_\_\_\_ The girls are all the same. To  
- tures \_\_\_\_\_ The girls just sit a - round. I

Pno

A musical score for a song titled 'The Girls'. The score is written for Voice and Piano (Pno). The key signature is one sharp (F#), and the time signature is 4/4. The voice part consists of two lines of lyrics: '- gends \_\_\_\_\_' and '- tures \_\_\_\_\_' on the first line, and 'The girls are all the same. To' and 'The girls just sit a - round. I' on the second line. The piano accompaniment is written for the right and left hands. The right hand plays a melody with chords, and the left hand plays a bass line. The score is divided into two systems by a double bar line. The first system covers the first two lines of the voice part, and the second system covers the next two lines. The piano accompaniment continues throughout the entire piece.

13

Voice

scream and shout and ho - ller with on - ly just a name  
think it's time we changed this It's time we made a sound.

Pno

16

Voice

So let's make things di - fferent A  
We've al - ways been wor - king but

Pno

19

Voice

girl who'll change her tune. To get up and do some  
no - one wrote it down. So let's make some noise

Pno

22

Voice

- thing, so the guys don't have it all to do. May - be it's  
and show who runs this town.

Pno

25

Voice

time to put the re - cord straight.

Pno

28

Voice

May - be it's time to wipe a - way the slate.

Pno

31

Voice

May - be it's time to change

Pno

34

Voice

the fe - male role And do some

Pno

37

Voice

- thing \_\_\_\_\_ And do some

Pno



41

Voice

- thing. \_\_\_\_\_

Pno



44

Voice

May - be it's time to put the re - cord straight.

Pno




47

Voice

May - be it's time to wipe

Pno



50

Voice

— a - way the slate. — May - be it's

Pno

53

Voice

time to change the fe - male role —

Pno

56

Voice

and do some - thing —

Pno

60

Voice

And do some - thing. —

Pno

63


Voice

And do some thing.\_

Pno

The musical score is written for voice and piano. The key signature has one sharp (F#), and the time signature is 4/4. The voice part starts at measure 63 with a whole rest, then sings the lyrics "And do some thing.\_" over a melodic line. The piano accompaniment features a steady eighth-note pattern in the right hand and a supporting bass line in the left hand. The score ends with a double bar line.

# NOTES

A large, empty rectangular box with a thin black border, intended for taking notes. It occupies the lower two-thirds of the page.

## **SONG 7: We Live On**

## ***Mummies/Skeleton Song***

We live on. We live on.  
Through our souls. We live on.  
We live on, and we long,  
To take our places in the hot Egyptian sun.

Death is not the end  
Of an Egyptian's time on earth.  
We live on through death for we have a new re-birth.  
Death is merely "Bon voyage", not the end at all.  
And we're having the time of our life.

We live on. We live on.  
Though our bodies may be gone  
We live on, and we long,  
To take our places in the hot Egyptian sun.

Leave your corpse behind,  
Let your soul fly through the storm.  
You live through mortality and take a different form.  
Ka will bring you back to life and that is merely that.  
And your spirit and your life force go to Duat.

We live on. We live on.  
Though our bodies may be gone,  
We live on, and we long,  
To take our places in the hot Egyptian sun.  
To take our places in the hot Egyptian sun.

*Running Time 2.29 mins*

# 7. We Live On!

♩ = 152

D Music & Lyrics: Daniel Hewitt

Chord diagrams: A, E, D, E, A, E, F#m, C#m, D

Voice: [Musical notation for voice part]

Piano: [Musical notation for piano part]

6 Voice: [Musical notation for voice part]

Pno: [Musical notation for piano part]

10 Voice: [Musical notation for voice part]

Pno: [Musical notation for piano part]

14 Voice: [Musical notation for voice part]

Pno: [Musical notation for piano part]

Lyrics: We live on. We live on. Through our souls we live on. We live on.

# We Live On

2

18 A D

Voice And we long to take our plac - es in the

Pno

22 E A E A

Voice hot E - gyp - tian sun. 1. Death is not the  
2. Leave your corpse be -

Pno

26 E D/F#

Voice end of an E - gyp - tian's time on earth. We live on through  
hind\_\_ let your soul fly through the storm. you live through mor -

Pno

30 C#m D

Voice death for we have a new re - birth. Death is mere - ly  
tal - i - ty and take a differ - ent form. Ka will bring you

Pno

# We Live On

3

34

E D E D<sup>7</sup>

Voice

"Bon voy - age" — not the end at all and we're hav - ing —  
back to life and that is mere - ly that and your spir - it and your

Pno

38

E A E A

Voice

the time of our life. We live on. —  
life - force go to Duat.

Pno

42

E F<sup>#</sup>m

Voice

We live on. — Though our bod - ies —

Pno

46

C<sup>#</sup>m D

Voice

may be gone. — We live on

Pno

We Live On

4

50

A

D

Voice

and we long. To take our plac - es in the

Pno

54

E

A

E

E

Voice

hot E - gyp - tian sun. To take our

Pno

58

D

E


A

Voice

plac - es in the hot E - gyp - tian sun.

Pno

# NOTES

A large, empty rectangular box with a thin black border, intended for taking notes. It occupies the lower two-thirds of the page.

## **SONG 8: We're Going to Kill You!**

***Robber/Villain Song***

You think you've got a chance.  
You think you'll make us dance.  
But when you make your stance.  
We're going to kill you.

You think you're really tough.  
That you have trained enough.  
But we don't give a stuff.  
We're going to kill you.

I'll break your arms and legs,  
I'll make it that you beg  
For me to stop the pain.  
Think again.

You think you're going to win,  
I tell you think again.  
I'll put you in a spin.  
We're going to kill you.

We're going to kill you.

We're going to kill you.

I'll break your arms and legs,  
I'll make it that you beg  
For me to stop the pain.  
Think again.

I'm afraid your time is up.  
I think it's time to ruck.  
So it's time that we showed our stuff.  
So the going just got tough.  
Let me know when you've had enough.  
We're going to kill you.

*Running Time 1.21 mins*

# 8. We're Going to Kill You!

Music & Lyrics: Tim J. Spencer

$\text{♩} = 120$

Piano

The piano introduction is in 4/4 time with a key signature of one sharp (F#). It consists of four measures. The first two measures feature a rhythmic pattern of eighth notes in the right hand and quarter notes in the left hand, with chords Em, C7, and B7. The last two measures continue the pattern with chords Em, C, Am, B7, and Em.

Em C<sup>7</sup> B<sup>7</sup> Em C<sup>7</sup> B<sup>7</sup> Em C Am B<sup>7</sup> Em

5

Voice

You think you've got a chance You think you'll make us dance But when you make your stance

Pno.

The piano accompaniment for the first vocal line consists of four measures. The first two measures have chords Em and B7/F#. The last two measures have chords B7, Em, Am, and Em.

Em B<sup>7</sup>/F<sup>#</sup> B<sup>7</sup> Em Am Em

8

Voice

We're going to kill you You think you're rea - lly tough That you have trained e - nough

Pno.

The piano accompaniment for the second vocal line consists of four measures. The first two measures have chords Em and Em. The last two measures have chords B7/F#, B7, and Em.

Em Em B<sup>7</sup>/F<sup>#</sup> B<sup>7</sup> Em

11

Voice

But we don't give a stuff we're going to kill you I'll break your arms and legs

Pno.

The piano accompaniment for the third vocal line consists of four measures. The first two measures have chords Am and Em. The last two measures have chords Em, Am, and Em.

Am Em Em Am Em

## We're Going to Kill You

14

Voice

I'll make it that you beg For me to stop the pain Think a - gain.

Pno.

B<sup>7</sup> Em Am Em/G F<sup>#</sup> B<sup>7</sup>

17

Voice

You think you're going to win I tell you think a - gain I'll put you in a spin

Pno.

Em B<sup>7</sup> B<sup>7</sup> Em Am Em

20

Voice

We're going to kill you

Pno.

Em B Em B<sup>7</sup> B<sup>7</sup> Em Am Em

24

Voice

We're going to kill you

Pno.

Em Em B<sup>7</sup> B<sup>7</sup> Em Am Em

28

Voice

We're going to kill you I'll break your arms and legs I'll make it that you beg

Pno.

Em Am Em/G B<sup>7</sup> Em

31

Voice

for me to stop the pain Think a - gain I'm a - fraid your time is up

Pno.

Am Em/G F<sup>#</sup> B<sup>7</sup> Em B<sup>7</sup>/F<sup>#</sup>

34

Voice

I think it's time to ruck So it's time that we showed our stuff So the go - ing just got tough

Pno.

B<sup>7</sup> Em Am Em Am Em

37

Voice

Let me know when you've had e - nough We're going to kill you!

Pno.

Am Em Em

## SONG 9: In Love

## Love Song

**Girl.** When your love arrives you lose your senses.  
You can close your eyes but your pretence is,  
Almost worthless, you have no defences.  
I have lost control over my sense. I know.  
Just look around, leave your feet on the ground  
You know you're in love and there's nothing to say  
But I'm so in love, So in love. So in love.

**Boy.** I am older yet older and wiser.  
Sometimes love can be just compromise.  
Let your mind rule o'er love's cruel guise.  
Sometimes what you feel is just disguise. I know.  
Just look around, leave your feet on the ground  
You know you're in love and there's nothing to say

**Girl.** But I'm so in love. So in love. So in love.

*(Boy overlapping with Girl)*

<b>Boy.</b>	I am older yet older and wiser.	<b>Girl.</b>	So in love.
	Sometimes love can be just compromise.		So in love.
	Let your mind rule o'er love's cruel guise.		So in love.
	Sometimes what you feel is just disguise. I know.		So in love.
	So in love.		So in love.
	So in love.		So in love.

*Running Time 2.10 mins*

## 9. In Love

Music & Lyrics: Daniel Hewitt

Music score for "9. In Love" by Daniel Hewitt. The score is written for Voice (Soprano and Alto), Piano (Pno), and includes guitar chords.

**Measure 1-4:** The piano accompaniment begins with a 4/4 time signature and a key signature of three flats (B-flat, E-flat, A-flat). The piano part features a steady eighth-note bass line and a melody of eighth notes in the right hand. The vocal parts are silent.

**Measure 5:** The vocal parts enter. The Soprano part has a melodic line starting on a whole note. The Alto part is silent. The piano accompaniment continues. Chords for guitar are indicated above the Soprano staff: A<sup>b</sup>, D<sup>b</sup>, and E<sup>b</sup>.

**Measure 6-7:** The vocal parts continue their lines. The lyrics are: Girl When your love arr - ives you lose your sen - ses. Boy I am old - er yet old - er and wis - er.

**Measure 8-10:** The vocal parts continue. The lyrics are: You can close you eyes but your pret - ence is, al - most worth - less you Some - times love can be just comp - ro - mise. Let your mind rule o'er

**Measure 11-13:** The vocal parts continue. The lyrics are: You can close you eyes but your pret - ence is, al - most worth - less you Some - times love can be just comp - ro - mise. Let your mind rule o'er

2

11

Chords: D<sup>b</sup>, E<sup>b</sup>, A<sup>b</sup>, D<sup>b</sup>, E<sup>b</sup>

Voice 1: have no def-en - ces. I have lost cont - rol ov - er my sense. I  
love's cru - el guise. Some - times what you feel is just dis - guise. I

Voice 2: [Rest]

Piano: [Musical notation]

14

Chords: A<sup>b</sup>, E<sup>b</sup>, A<sup>b</sup>

Voice 1: know. Just look ar - ound leave your  
know.

Voice 2: [Rest]

Piano: [Musical notation]

17

Chords: D<sup>b</sup>, E<sup>b</sup>

Voice 1: feet on the ground you know you're in

Voice 2: [Rest]

Piano: [Musical notation]

20

Chords:  $A^b$ ,  $D^b$ ,  $D^b$ ,  $E^b$

Voice 1: love and there's no - thing to say but

Voice 2: Girl verse 1 and 2 But

Piano accompaniment

23

Chords:  $A^b$ ,  $D^b$ ,  $E^b$ ,  $A^b$ ,  $D^b$ ,  $E^b$

Voice 1: I'm so in love. So in

Voice 2:

Piano accompaniment

27

Chords:  $A^b$ ,  $D^b$ ,  $E^b$ ,  $A^b$

Voice 1: love. So in love.

Voice 2:

Piano accompaniment

4

30

Chords: A<sup>b</sup>, D<sup>b</sup>, E<sup>b</sup>, A<sup>b</sup>

Voice (Girl): I'm So in love.

Voice (Boy): I am old - er yet old - er and wis - er Some - times love can be

Pno

33

Chords: D<sup>b</sup>, E<sup>b</sup>, A<sup>b</sup>, D<sup>b</sup>, E<sup>b</sup>

Voice: So in love. So in

Voice: just comp - ro - mise. Let your mind rule o'er love's cru-el guise.

Pno

36

Chords: A<sup>b</sup>, D<sup>b</sup>, E<sup>b</sup>, A<sup>b</sup>

Voice: love. So in love.

Voice: Some - times what you feel is just dis - guise. I know.

Pno

39 **D<sup>b</sup>** **E<sup>b</sup>** **A<sup>b</sup>** 5  
In Love

Voice

So in love.

Voice

So in love.

Pno

41 **D<sup>b</sup>** **E<sup>b</sup>** **A<sup>b</sup>**

Voice

So in love.

Voice

So in love.

Pno

## SONG 10: Dirty Little Town

### *Chorus*

**All.** Dirty little town. Full of mud and slime.  
Watch your back we are the capital of crime.  
Haven to the rich, cesspit for the poor,  
Watch the filth and scum ooze underneath your door.  
Town full of rats, filled with disease.  
Catch all their germs, fall to your knees.  
Water is bad, drink only beer,  
Who'd want to live here?

**All.** Busy little town. Market day is here.  
**Tradesman 1.** Come and buy my wares, I promise they ain't dear.  
**All.** Come and see the stalls, laid out with our goods.  
**Tradesman 1.** Only sell the best.  
**Tradesman 2.** I guarantee they're duds.  
**All.** Town full of thieves, after your cash.  
Do all they can, to make a stash.  
Out late at night, feel only fear.  
Who'd want to live here?

Streets and houses close together,  
Crammed into our little shacks.  
Dirty houses, dirty water,  
Scurry round like little rats.

**All.** Dirty little town. Full of mud and slime.  
Watch your back we are the capital of crime.  
Haven to the rich, cesspit for the poor.  
Watch the filth and scum ooze underneath your door.  
Town full of rats, filled with disease.  
Catch all their germs, fall to your knees.  
Water is bad, drink only beer,  
Who'd want to live here?

**All.** Busy little town. Market day is here.  
**Tradesman 1.** Come and buy my wares, I promise they ain't dear.  
**All.** Come and see the stalls, laid out with our goods.  
**Tradesman 1.** Only sell the best.  
**Tradesman 2.** I guarantee they're duds.  
**All.** Town full of thieves, after your cash.  
Do all they can, to make a stash.  
Out late at night, feel only fear.  
Who'd want to live here?

Streets and houses close together,  
Crammed into our little shacks.  
Dirty houses, dirty water,  
Scurry round like little rats.

Streets and houses close together.  
Crammed into our little shacks.  
Dirty houses, dirty water.  
Scurry round like little rats.  
Who would want to live here?  
Live here!

*Running Time 2.35 mins*

# 10. Dirty Little Town

Music & Lyrics: Katherine Brookes

Chord: C

Tempo: ♩ = 90

Voice

Piano

Chords: C/G G/A G/B

3

Voice

All

Dir - ty lit - tle town, full of mud and slime. Watch your back we are the ca - pi - tal of crime.

Pno

Chord: C

5

Voice

Ha - ven to the rich. Cess - pit for the poor.

Pno





Chords: C/G G/A G/B

6

Voice

Watch the filth and scum ooze un - der - neath your door.


Pno




7    

Voice

Town full of rats, filled with di - sease. Catch all their germs, fall to your knees.

Pno




9   

Voice

Wa-ter is bad, drink on-ly beer. Who'd want to live here? \_\_\_\_\_

Pno



12    


Voice

Bu - sy lit - tle town. Mar - ket day is here. Come and buy my wares, I pro - mise they ain't dear.

Pno

Solo 1




14 

Voice

All Come and see the stalls, laid out with our goods.

Pno



15 Solo 2

C/G   G/A   G/B   Dm                      C

Voice Solo 1 On - ly sell the best, I gua - ran - tee they're duds. All Town full of thieves, af - ter your cash.

Pno

17                      G                      C                      Dm                      C

Voice Do all they can, to make a stash. Out late at night, feel on - ly fear.

Pno

19                      G

Voice Who'd want to live here? \_\_\_\_\_

Pno

22                      G

Voice Streets and hou - ses close to - ge - ther. Crammed in - to our lit - tle shacks.

Pno

The musical score is written for voice and piano. It consists of four systems of music. The first system (measures 15-16) includes a 'Solo 2' marking above the voice staff and a 'Solo 1' marking below the voice staff. The second system (measures 17-18) continues the vocal melody. The third system (measures 19-21) features a vocal line with a long note and a piano accompaniment. The fourth system (measures 22-23) shows the final vocal phrase and a more active piano accompaniment. Chord diagrams for C/G, G/A, G/B, Dm, and C are provided above the first system, and G and C are provided above the second and third systems respectively. The piano part includes various rhythmic patterns, including chords and single notes.

24

Voice

Dir - ty hou - ses dir - ty wa - ter. Scur - ry round like lit - tle rats.

Pno

26

G

Voice

Streets and hou - ses close to - ge - ther. Crammed in - to our lit - tle shacks.

Pno

28

Voice

Dir - ty hou - ses, dir - ty wa - ter. Scur - ry round like lit - tle rats.

Pno

30

G/D

G

G/D

G

Voice

Who would want to live

Pno

32

C

C/G

C

Voice

here? \_\_\_\_\_ Live here!

Pno

The musical score for page 5 of 'Dirty Little Town' includes a Voice part and a Piano (Pno) accompaniment. The Voice part begins with a whole note on G4, followed by a half note on A4, and then a quarter note on G4. The Piano part features a steady eighth-note accompaniment in the right hand and a bass line in the left hand. Chord diagrams for C, C/G, and C are provided above the staff. The lyrics 'here?' and 'Live here!' are written below the voice staff.

## **SONG 11: Money, Money, Lovely Money**

*Robber/Villain Song*

The world today is filled with hope and good deeds.  
But we know life's a breeze when you're filled with greed.  
The truth is out there and it's money sings.  
From precious gold to silver rings.

Money, money, lovely money.  
Money, money, fall into our hands.  
Money, money, lovely money  
Can we make some dosh? We can!

They say Democracy's the way to our lives.  
But I've found money is the way to survive.  
There must be some way we can use this vote,  
It won't be hard to bribe one bloke.

Money, money, lovely money.  
Money, money, fall into our hands.  
Money, money, lovely money,  
Can we make some dosh? We can!

There must be riches in the offing.  
I smell the money in the trees.  
It could be anyone we're dealing with,  
We'll bring him to his knees.

I s'pose this thing will change the way that we've worked.  
With just dictators it was easy to shirk.  
But now I sense that we will have to do,  
Some creeping to the ones who rule.

Money, money, lovely money.  
Money, money, fall into our hands.  
Money, money, lovely money,  
Can we make some dosh? We can!

*Running Time 2.00 mins*

# 11. Money, Money, Lovely Money

1

Music & Lyrics: Tim J. Spencer

Piano



Melody

4



1. The world to-day is filled with hope and good deeds.  
2. They say De-mo-cra-cy's the way to our lives.

Piano



Am E7

Melody

7



But we know life's a breeze when you're filled with greed.  
But I've found money is the way to survive. The truth is out there and it's there must be some way we can.

Piano



Am A7

Melody

10



money sings use this vote From precious gold to silver rings.  
It won't be hard to bribe one bloke.

Piano



Dm C/E Dm/F Bm-5 E7

## Money, Money, Lovely Money

13

Melody

Mo-ney mo-ney love-ly mo-ney Mo-ney mo-ney fall in - to our hands Mo-ney mo-ney love-ly mo-ney

Piano

16

Melody

Can we make some dosh we can There must be ri - ches in the o - ffig

Piano

F Am

19

Melody

I smell the mo-ney in the trees It could be a - ny-one we're dea - ling with we'll

Piano

F Am F Am

23

Melody

bring him to his knees 3. Is'pose this thing will change the way that we've worked

Piano

B<sup>7</sup> E<sup>7</sup> Am E<sup>7</sup>

# Money, Money, Lovely Money

3

27

Melody

With just dic - ta - tors it was ea - sy to shirk\_ But now I sense that we will

Piano

Am A<sup>7</sup>

30

Melody

have to do Some cree - ping to the ones who rule\_

Piano

Dm C/E Dm/F Bm<sup>-5</sup> E<sup>7</sup>

33

Melody

Mo - ney mo - ney love - ly mo - ney Mo - ney mo - ney fall in - to our hands

Piano

35

Melody

Mo - ney mo - ney love - ly mo - ney Can we make some dosh\_ we can

Piano

E<sup>7</sup> Am

## **SONG 12: The World We Know**

## ***Reflective Song***

Look all around, the world's a lovely place.

Take my hand, and look me in the face.

All these lovely creatures, where war is not their goal.

Why can't we understand the truth we know.

The world we know, will one day disappear.

The world we know, will one day not be here.

And there in the distance, we will find we have no home,

One day we will lose the world we know.

I know it's strange, but somehow I can feel,

That one day, our world will not be real.

All we take for granted will be stories in the past.

I cannot see how we can last.

The world we know, will one day disappear.

The world we know, will one day not be here.

And there in the distance, we will find we have no home,

One day we will lose the world we know.

*Running Time 2.30 mins*

# 12. The World We Know

Music & Lyrics: Tim J. Spencer

Chords: C, C, F#sus<sup>2</sup>, G, C, C

Tempo: ♩=70

4/4

Voice

Piano

Chords: F#sus<sup>2</sup>, G, C, Dm

4

Voice

1. Look all a-round, the world's a love-ly place.  
2. I know it's strange but some-how I can feel,

Pno

Chords: G, G, C, C<sup>7</sup>, F, G

7

Voice

Take my hand and look me in the face. All these love-ly crea-tures where  
That one day our world will not be real. All we take for gran-ted will be

Pno

10

Em A<sup>7</sup> D D G G<sup>7</sup>

Voice

war is not their goal. Why can't we un - der - stand the truth we know. The world we  
sto - ries in the past. I can - not see how we can last. The world we

Pno

13

C Dm G G<sup>7</sup>

Voice

know, will one day dis - a - ppear. The world we know, will  
know, will one day dis - a - ppear. The world we know, will

Pno

16

C C<sup>7</sup> F G Em A<sup>7</sup>

Voice

one day not be here, and there in the dis - tance we will find we have no home.  
one day not be here, and there in the dis - tance we will find we have no home.

Pno

19

Dm C F G<sup>7</sup> C F<sup>sus</sup><sup>2</sup>

Voice

One day we will lose the world we know.  
One day we will lose the world we know.

Pno

22

C F<sup>sus</sup><sup>2</sup> C

Voice

Pno

The musical score is for a song titled "The World we know". It is written for voice and piano (Pno). The score is divided into two systems. The first system starts at measure 19 and ends at measure 21. The second system starts at measure 22 and ends at measure 24. The voice part has two lines of lyrics: "One day we will lose the world we know." and "One day we will lose the world we know." The piano part provides accompaniment with chords and melodic lines. Chord diagrams are provided for each measure: Dm, C, F, G7, C, Fsus2 in the first system, and C, Fsus2, C in the second system. The piano part features a steady eighth-note accompaniment in the right hand and a bass line in the left hand. The second system concludes with a double bar line and a final chord in the piano part.

## **SONG 13: We're Gonna See The World**     *Leaving on Adventure Song*

We're gonna be away from home tonight!  
We're gonna leave this place and take our flight!  
We're gonna pack our bags and leave these rags  
And everything we know.  
Because we're gonna see the world tonight!

We will not know the path we're gonna tread.  
It may be filled with joy or filled with dread.  
We're gonna go across the sea  
And take our place in history.  
Because we're gonna see the world tonight!

I'll follow my destiny. Bring out the best in me.  
Rise to the test of my life!  
May never see home again, King and the throne and then  
May take a queen for my wife!

Who knows what's out there in this world of ours?  
Maybe gold and riches, maybe power!  
And all I know is I must go and leave the life I know.  
Because we're gonna see the world tonight!

We're gonna be away from home tonight!  
We're gonna leave this place and take our flight!  
We're gonna pack our bags and leave these rags  
And everything we know.  
Because we're gonna see the world tonight!

I'll follow my destiny. Bring out the best in me.  
Rise to the test of my life!  
May never see home again, King and the throne and then  
May take a queen for my wife!

We will not know the path we're gonna tread.  
It may be filled with joy or filled with dread.  
We're gonna go across the sea  
And take our place in history.  
Because we're gonna see the world tonight!  
Gonna see the world tonight!  
Gonna see the world tonight!  
Gonna see the world tonight!

*Running Time 1.47 mins*

# 13. We're Gonna See the World!

Lively

Music & Lyrics: Daniel Hewitt

Voice

Piano

♩ = 150

Voice

Pno

4

G

We're gonn-a be a-way from home to-night! We're

Voice

Pno

7



gonn - a leave this place and take our flight! We're gonn - a

Voice

Pno

9

pack our bags and leave these rags and ev - ry thing we know be - cause we're

11   We're Gonna see the World

Voice

gonn-a see the world to-night! We will not know the path we're gonn-a

Pno

14

Voice

tread. It may be filled with joy or filled with



Pno

16 

Voice

dread. We're gonn-a go a-cross the sea and take our


Pno

18  

Voice

place in his-tor-y. Bec-ause we're gonn-a see the world to-night! I'll



Pno

21    3 We're Gonna see the World

Voice

foll ow\_ my des- tin - y. bring out\_ the best in\_ me. Rise to\_ the test of\_ my




Pno

24   

Voice

life. May ne- ver\_ see home a - gain; King and the throne and then

Pno

27   

Voice

may take a queen for\_ my wife! Who knows what's out there in this world of



Pno

30

Voice

ours? May- be gold and rich-es may-be power? And


Pno

33   We're Gonna see the World

Voice

Piano

all I know is I must go and leave the life I know. Be-cause we're gonn-a see the world to-

36 

Voice

Piano

night! We're gonn-a be a-way from home to-night! We're

39

Voice

Piano

gonn-a leave this place and take our flight. We're gonn-a

41 

Voice

Piano

pack our bags and leave these rags and ev-ry-thing we know. Be-cause we're

43   5 We're Gonna see the World




Voice  
 gonn-a see the world to-night! I'll foll- ow - my des - tin\_ y

Pno

46   

Voice  
 Bring out\_ the best\_ in\_ me. Rise to\_ the test of\_ my life! May

Pno

49   

Voice  
 ne- ver\_ see home a - gain. King and the throne and then may take\_ a queen for\_ my

Pno

52  

Voice wife! We will not know the path we're gon-n-a tread. It

Pno

55




Voice may be filled with joy or filled with dread! We're go - nna

Pno

57   

Voice go a-cross the sea and take our place in his-tor-y be-cause we're go-nna see the world to-

Pno

60   

Voice night. We're go-nna see the world to - night! We're

Pno

63

C D G

Voce

go - nna see the world to - night!\_\_ We're

Pno

65

C D G

Voce

gonn - a see the world to - night!

Pno

## SONG 14: I'm Not What I Seem

## *Heroine Song*

I'm not what I seem, but I'm not the only one.  
I'm not what I seem, but isn't everyone.  
We all have a mask, we like to hide behind.  
And this mask is now my life.

Don't want to be seen, never show my inner self.  
Pretend to be real, sitting here on the shelf.  
I'm hiding away within this mask of mine.  
And this mask is now my life.

Woman or man it's the same for us.  
Woman or man it's the same for us.  
Do what we can, try to feel this trust.  
Woman or man.

Woman or man it's the same for us.  
Woman or man it's the same for us.  
Do what we can, try to feel this trust.  
Woman or man.

Just look at these clothes, think they're the real me?  
Just look at this place, and look at all you see.  
Remember this day, and please remember me.  
For this mask is now my life.

I'm living this lie, just to be near to him.  
I'm giving my life, to hear kind words from him.  
I'm waving goodbye, to all the things I knew.  
For this mask is now my life.

Woman or man it's the same for us.  
Woman or man it's the same for us.  
Do what we can, try to feel this trust.  
Woman or man.

Woman or man it's the same for us.  
Woman or man it's the same for us.  
Do what we can, try to feel this trust.  
Woman or man.  
Woman or man.

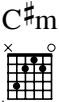
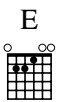
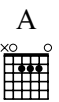
*Running Time 2.46 mins*

# 14. I'm Not What I Seem

Music & Lyrics: Katherine Brookes/Anthony James

1. I'm not what I seem, but I'm not the on - ly one. I'm  
 want to be seen, ne - ver show my in - ner self. Pre


not what I seem, but is - n't ev - 'ry - one. We  
 tend to be real, sit - ting here on the shelf. I'm

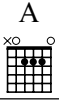
9   

Voice

all have a mask, we like to hide be - hind. And this  
hi - ding a - way, wi - thin this mask of mine. And this

Pno




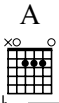
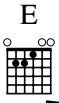
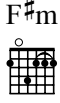
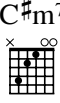
11 

Voice

mask is now my life. 2. Don't  
mask is now my life.

Pno




13    

Voice

Wo - man or man it's the same for us. Wo - man or man it's the same for us.

Pno



15

D F#m E A

Voice

Do what we can, try to feel this trust. Wo - man or man.

Pno

17

A E F#m Cm7

Voice

Wo - man or man it's the same for us. Wo - man or man it's the same for us.

Pno

19

D F#m E A E A

Voice

Do what we can, try to feel this trust. Wo - man or man.

Pno

25

**Bm**

Voice

look at this place, and look at all you see. Re -  
gi - ving my life, to hear kind words from him. I'm

Pno

27

**C#m**

**E**

**A**

Voice

mem - ber this day, and please re - mem - ber me. For this  
wa - ving good - bye, to all the things I knew. For this


Pno





29 

Voice

mask is now my life. 4. I'm  
mask is now my life.

Pno








31    

Voice

Wo - man or man it's the same for us. Wo - man or man it's the same for us.

Pno




33    

Voice

Do what we can, try to feel this trust. Wo - man or man.

Pno



35

Voce

Pno

E

F#m

C#m7

Wo - man or man it's the same for us. Wo - man or man it's the same for us.

37

Voce

Pno

D

F#m

E

A


E

A

Do what we can, try to feel this trust. Wo - man or man. Wo - man or man.

The image shows a musical score for the song "I'm Not What I Seem". It consists of two systems of music. The first system starts at measure 35 and the second at measure 37. Each system has a vocal line (labeled "Voce") and a piano accompaniment (labeled "Pno"). The key signature has two sharps (F# and C#). The vocal line includes lyrics and is marked with triplets. The piano accompaniment features guitar chord diagrams above the staff: E, F#m, C#m7 in the first system, and D, F#m, E, A, E, A in the second. The piano part includes a melodic line in the right hand and a bass line in the left hand.

# NOTES

A large, empty rectangular box with a thin black border, intended for taking notes. It occupies the lower two-thirds of the page.

## **SONG 15: Spooky Cave**

## ***Spooky Song***

You're in a Spooky Cave  
It's full of creepy things  
Best look behind you  
Coz you're in trouble now  
You're in a Spooky Cave  
Where you can't see the sun  
All of the eerie things  
Like to live in here

You better watch your back  
Coz in the dark they might just attack

You're in a Spooky Cave  
You're in a Spooky Cave  
All of your fears are suddenly so near  
You're in a Spooky Cave

You're in a Spooky Cave  
It's full of ghosts and ghouls  
Watch out for skeletons  
They're alive in here  
You're in a Spooky Cave  
It's dangerous for you  
The monsters scream at night  
They will wait for you

You better watch your back  
Coz in the dark they might just attack

You're in a Spooky Cave  
You're in a Spooky Cave  
All of your fears are suddenly so near  
You're in a Spooky Cave

You're in a Spooky Cave  
You're in a Spooky Cave  
All of your fears are suddenly so near  
You're in a Spooky Cave

*Running Time 1.52 mins*

# 15 - Spooky Cave

(SKELETONS & MONSTERS)

MUSIC & LYRICS: TIM J. SPENCER

♩=125

VOICE

PIANO

♩=125 RH : 2ND TIME ONLY

Em

5

VOICE

1. YOU'RE IN A SPOO-KY CAVE IT'S FULL OF CREE - PY THINGS BEST LOOK BE-HIND YOU COZ  
2. YOU'RE IN A SPOO-KY CAVE IT'S FULL OF GHOSTS AND GHOULS WATCH OUT FOR SKE-LE-TONS

PNO.

Em7

8

VOICE

YOU'RE IN TROU - BLE NOW YOU'RE IN A SPOO-KY CAVE WHERE YOU CAN'T SEE THE SUN  
THEY'RE A - LIVE IN HERE YOU'RE IN A SPOO-KY CAVE IT'S DAN - GE-ROUS FOR YOU

PNO.

Em7

11

VOICE

ALL OF THE EE - RIE THINGS LIKE TO LIVE IN THERE YOU BE-TTER WATCH YOUR BACK\_\_\_\_  
 THE MON-STERS SCREAM AT NIGHT THEY WILL WAIT FOR YOU YOU BE-TTER WATCH YOUR BACK\_\_\_\_

PNO.

C Bm

15

VOICE

COZ IN THE DARK THEY MIGHT JUST A-TTACK YOU'RE IN A SPOO-KY CAVE\_\_\_\_  
 COZ IN THE DARK THEY MIGHT JUST A-TTACK

PNO.

Am B Em7

19

VOICE

YOU'RE IN A SPOO-KY CA - VE ALL OF YOUR FEARS ARE SU-DDEN-LY SO NEAR

PNO.

Am B7 C B7

23

VOICE

YOU'RE IN A SPOO-KY CAVE\_\_\_\_\_

YOU'RE IN A SPOO-KY CAVE\_\_\_\_\_

PNO.

Am B Em7 Em7

27

VOICE

YOU'RE IN A SPOO-KY CAVE\_\_\_\_\_

ALL OF YOUR FEARS ARE

PNO.

Am B7

30

VOICE

SU-DDEN-LY SO NEAR

YOU'RE IN A SPOO-KY CAVE\_\_\_\_\_

PNO.

C B7 Am B Em7

## **SONG 16: Tonight We Wait**

## ***Reflective Song***

Tonight we wait, pray for just one other morning.

Tomorrow waits 'neath a red and crimson sky.

Who knows what future will befall us.

If we shall see another sky.

So here we wait and prepare a last goodbye.

The victory, seems some way off this clear evening.

The moon shines down in the sky the stars they shine.

The enemy is staring softly,

Before the morning breaks the night.

Tonight we wait, pray the gods will shine a light.

Tonight we wait, battle lines drawn out before us.

To live or die all depends on how we fight.

And so we may see our last morning.

Whatever gives it is the time.

And so we wait, pray for everyone tonight

*Running Time 2.57 mins*

# 16. Tonight We Wait

Music & Lyrics: Tim J. Spencer

♩=70

Voice

♩=70

Keyboard

To - night we wait  
The vic - to - ry\_\_

4

Voice

Pray for just one o - ther mor - ning  
Seems some way off this clear e - vening\_\_

Keyboard

7

Voice

To - mo - row waits 'Neath a red and crim - son sky  
The moon shines down In the sky the stars they shine\_\_

Keyboard

# Tonight We Wait

2

10

Voice

Who knows what fu - ture will be - fall us  
The e - ne - my is sta - ring soft - ly

Keybd

13

Voice

If we shall see a - no - ther sky.  
be - fore the mor - ning breaks the night.

So here we wait  
To - night we wait

Keybd

16

Voice

And pre - pare a last good - bye.  
Pray the Gods will shine a light.

Keybd

19

Voice

To - night we wait. Ba - ttle lines drawn out be - fore us.

Keybd

# Tonight We Wait

3

22

Voice

To live or die All de - pends on how we fight

Keybd

26

Voice

— And so we may see our last mor - ning

Keybd

29

Voice

What - e - ver gives it is the time. And so we wait.

Keybd

32

Voice

Pray for e - very - one to - night.

Keybd

## **SONG 17: Sharing is Better**

## ***Reflective Song***

### **Part 1.**

Do you know the meaning of life?  
Do you know the reason for strife?  
Can you tell me why we must all live and die?  
I tell you, it's so we can give.

If we live for anyone's sake.  
Please share with them part of your stake.  
For sharing whatever is part of the joy.  
Do you think it's better to take?

So live, live your life,  
Give your love,  
Give your life,  
So...

### **Part 2.**

Live, live your life,  
Give your love,  
Give your life.

### **Part 1.**

If we live for anyone's sake.  
Please share with them part of your stake.  
For sharing whatever is part of the joy.  
Do you think it's better to take?

So live, live your life,  
Give your love,  
Give your life,  
So...

### **Part 2.**

Live, live your life,  
Give your love,  
Give your life.

*Running Time 2.23 mins*

# 17. Sharing is Better

Music & Lyrics: Daniel Hewitt

♩=80

Voice

Piano

Solo 1 Do

5

F C B<sup>b</sup> C F C B<sup>b</sup> C

Voice

Pno

you know the mean - ing of life?\_ Do you know the rea - son for strife? Can

9

F C B<sup>b</sup> F C B<sup>b</sup> C

Voice

Pno

you tell me why\_ we must all live and die?\_ I tell you it's so\_ we can give.\_ If

13







F C B<sup>b</sup> C F C B<sup>b</sup> C

Voice

Pno




we live for a - ny - one's sake,\_ Please share with them part\_ of your stake. For

2

17      





Voice shar - ing what - e - ver is part of the joy. Do you think it's be - ter to take?

Pno

20   




Voice — So live, live your life, give your

Pno

23    

Voice love, give your life. So live, live your life, give your

Pno

27   

Voice love give your life. If love, give your

Pno

**rall. poco a poco**

**rall. poco a poco**


F



30


3  
Sharing is Better

Voice



life.

Pno



## SONG 18: He's the Villain

## *Abanaza/Villain Song*

**Chorus.**

He's the villain, he's the villain  
He's the villain, bad as anyone.  
He's the villain, he's the villain  
He's the villain, of the show.

**Villain.**

See the way I wander round the palace  
Making everybody stare with fear.  
Even now the Sultan looks a little scared,  
And I'm really glad I'm here.  
Understand it's not that I don't like you.  
I am not just here to spoil your day.  
But you see I'm looking for a little lamp,  
And you won't get in my way!!!

**Chorus.**

He's the villain, he's the villain  
He's the villain, bad as anyone.  
He's the villain, he's the villain  
He's the villain, of the show.

**Villain.**

Sorry but the lamp is what I came for,  
This is just the way things have to be.  
I have always wanted to be powerful  
It's a Genie for me.  
I don't think that I have got a problem.  
Maybe it was just how I was raised.  
Suddenly I feel my life's been worth it,  
I'll have a Genie today.

**Chorus.**

He's the villain, he's the villain,  
He's the villain, bad as anyone.  
He's the villain, he's the villain,  
He's the villain, of the show.

**Chorus.**

You can't take it,  
You might break it.

**Villain.**

I don't think so!

**Chorus.**

He's the villain, he's the villain,  
He's the villain, bad as anyone.  
He's the villain, he's the villain,  
He's the villain, of the show.

He's the villain, he's the villain,  
He's the villain, bad as anyone.  
He's the villain, he's the villain,  
He's the villain, of the show.

*Running Time 2.18 mins*

# 18. He's the Villain

(COURTIERS, ABANAZA, ALADDIN)

MUSIC & LYRICS BY TIM J. SPENCER

♩=165

PIANO

Em Am D/B Em

Detailed description: This block contains the piano introduction for the song. It is written in 4/4 time with a key signature of one sharp (F#). The tempo is marked as quarter note = 165. The piano part consists of six measures. The first three measures feature a steady eighth-note bass line in the left hand and chords in the right hand. The last three measures feature a more active eighth-note bass line. Chords are indicated as Em, Am, D/B, and Em.

7

COURTIERS

HE'S THE VI - LLAIN HE'S THE VI - LLAIN

PNO.

Detailed description: This block contains measures 7 through 10. The vocal line for the Courtiers begins in measure 7 with a whole rest, followed by the lyrics 'HE'S THE VI - LLAIN' in measure 8 and 'HE'S THE VI - LLAIN' in measure 9. The piano accompaniment continues with chords and a bass line. Chords are indicated as C, D, Em, and Em.

11

COURTIERS

HE'S THE VI - LLAIN BAD AS A - NY-ONE HE'S THE VI - LLAIN

PNO.

Detailed description: This block contains measures 11 through 13. The vocal line continues with 'HE'S THE VI - LLAIN' in measure 11, 'BAD AS A - NY-ONE' in measure 12, and 'HE'S THE VI - LLAIN' in measure 13. The piano accompaniment provides harmonic support. Chords are indicated as Am, D/B, and Em.

14

COURTIERS

HE'S THE VI - LLAIN HE'S THE VI - LLAIN OF THE SHOW

PNO.

Detailed description: This block contains measures 14 through 16. The vocal line concludes with 'HE'S THE VI - LLAIN' in measure 14, 'HE'S THE VI - LLAIN' in measure 15, and 'OF THE SHOW' in measure 16. The piano accompaniment ends with a final chord. Chords are indicated as C, D, and Em.

17

ABANAZA

1. SEE THE WAY I WAN-DEE ROUND THE PA - LACE  
2. SO - RRY BUT THE LAMP IS WHAT I CAME FOR

MA-KING E-VERY-BO - DY STARE WITH  
THIS IS JUST THE WAY THINGS HAVE TO

PNO.

Em B/F#

20

ABANAZA

FEAR  
BE

E-VEN NOW THE SUL-TAN LOOKS A LI-TTLE SCARED AND I'M REA-LLY GLAD I  
I HAVE AL-PWAYS WAN-TED TO BE PO-WER - FUL IT'S A GE-NIE FOR

PNO.

Em E7 Am Bm C Am B

24

ABANAZA

CAME  
ME

UN-DEE-STA-ND IT'S NOT THAT I DON'T LIKE YOU  
I DON'T THINK THAT I HAVE GOT A PRO - BLEM

PNO.

Em B/F#

27

ABANAZA

I AM NOT JUST HERE TO SPOIL YOUR DAY  
MAY - BE IT WAS JUST HOW I WAS RAISED

PNO.

Em

29

ABANAZA

BUT YOU SEE I'M LOO-KING FOR A LI-TTLE LAMP AND YOU WON'T GET IN MY WAY  
SU-ODEN-LY I FEEL MY LIFE'S BEEN WORTH IT I'LL HAVE A GE-NIE TO - DAY

PNO.

E7

Am Bm C Am B Em

33

COURTIERS

HE'S THE VI - LLAIN HE'S THE VI - LLAIN HE'S THE VI - LLAIN BAD AS A-NY-ONE

PNO.

Em

Am D/B

37

COURTIERS

HE'S THE VI - LLAIN HE'S THE VI - LLAIN HE'S THE VI - LLAIN OF THE SHOW

PNO.

Em

C D Em

41

ABANAZA

ALADDIN

PNO.

YOU CAN'T TAKE IT YOU MIGHT BREAK IT

Am Em/G F#7

46

ABANAZA

PNO.

DON'T THINK SO OH

B7

51

COURTIERS

PNO.

HE'S THE VI - LLAIN HE'S THE VI - LLAIN HE'S THE VI - LLAIN BAD AS A-NY-ONE

Em Am D/B

55

COURTIERS

HE'S THE VI - LLAIN HE'S THE VI - LLAIN HE'S THE VI - LLAIN OF THE SHOW

PNO.

Em C D Em

The musical score is for a song titled "He's the Villain of the Show". It is written for two parts: "COURTIERS" (vocal line) and "PNO." (piano accompaniment). The key signature is one sharp (F#), and the time signature is 4/4. The vocal line consists of four measures, each starting with a quarter rest followed by a quarter note, then an eighth note, and finally a quarter note. The lyrics are "HE'S THE VI - LLAIN HE'S THE VI - LLAIN HE'S THE VI - LLAIN OF THE SHOW". The piano accompaniment consists of four measures. The first three measures have a treble clef staff with eighth notes and a bass clef staff with half notes. The fourth measure has a treble clef staff with a chord and a bass clef staff with a half note. The chords are labeled as Em, C, D, and Em.

## **SONG 19: Welcome to Our Home**

## ***Islander's Song***

Welcome to our island.  
Welcome to our home.  
Welcome to our island.  
Welcome to our home.

This is how we like to be.  
Living life is just a breeze.  
This is how we like to be.  
Live your life among the free.

Welcome to our island.  
Welcome to our home.  
Welcome to our island.  
Welcome to our home.

This is how we like to be.  
Living life is just a breeze.  
This is how we like to be.  
Live your life among the free.

Welcome to our island.  
Welcome to our home.  
Welcome to our island.  
Welcome to our home.

This is how we like to be.  
Living life is just a breeze.  
This is how we like to be.  
Live your life among the free.

*Running Time 2.18 mins*

# 19. Welcome to Our Home

Music & Lyrics: Daniel Hewitt

♩=95

Percussion

4/4

Voice

♩=95

4/4

3

Perc.

Voice

Wel- come\_ to our is-land.

5

Perc.

Voice

Wel- come\_ to our home.

7

Perc.

Voice

Wel- come\_ to our is-land

9


Perc. 

Voice   
Wel - come\_ to our home.



11

Perc. 

Voice   
This is how we like to be.\_\_\_\_



13

Perc. 

Voice   
Liv - ing life is just a breeze.\_\_\_\_




15

Perc. 

Voice   
This is how we like to be.\_\_\_\_



17 | 1. 2.


Perc. 


Voice 

Live your life a - mong the free. —




19 | 3.

Perc. 

Voice 

Live your life a - mong the free.



## **SONG 20: Power to All the People**

## ***Finale Song***

Power to all the people here today.  
Power to all the people that are on their way.  
Power to all the people who will choose to have their say.  
Power to all the people, today.

Power to all the people who came far.  
Power to all the people no matter who they are.  
Power to all the people now today's a shining start.  
Power to all the people, take heart.  
Now is the time for choosing how we rule our land.  
It's the time when all the people decide.  
Time to be important, time to stand as one.  
And take, our own advice.

Power to all the people here today.  
Power to all the people that are on their way.  
Power to all the people who will choose to have their say.  
Power to all the people,  
Power to all the people,  
Power to all the people, today.

Power to the people,  
Power to the people,  
Power to the people.

*Running Time 2.35 mins*

# 20. Power To All The People

1

Music & Lyrics by Tim J. Spencer

♩=140

Voice

Piano

B<sup>b</sup> E<sup>b</sup>/B<sup>b</sup> F/B<sup>b</sup> F/B<sup>b</sup> B<sup>b</sup>

5

Voice

Pno.

B<sup>b</sup> E<sup>b</sup>/B<sup>b</sup> F/B<sup>b</sup> F/B<sup>b</sup> B<sup>b</sup>

9

Voice

Pno.

Po-wer to all the peo - ple here\_\_ to - day\_\_

B<sup>b</sup> E<sup>b</sup>/B<sup>b</sup> B<sup>b</sup> F/A

V.S.

17

Voice

Po-wer to all the peo - ple who\_\_ will choose to have\_\_ their say Po-wer to all the peo

Pno.

B<sup>b</sup> E<sup>b</sup> D<sup>7</sup> D<sup>7</sup>/F<sup>#</sup> Gm E<sup>b</sup>m/G<sup>b</sup> B<sup>b</sup>/F E<sup>b</sup>

22

Voice

- ple\_\_\_\_\_ to - day

Pno.

Fsus<sup>4</sup> B<sup>b</sup> E<sup>b</sup>sus<sup>2</sup>/B<sup>b</sup> F/B<sup>b</sup>

# Power To All The People

3

26

Voice

Po - wer to all the peo - ple who came far

Pno.

E<sup>b</sup>/B<sup>b</sup> B<sup>b</sup> E<sup>b</sup> B<sup>b</sup>

29

Voice

— Po - wer to all the peo - ple no ma - tter

Pno.

E<sup>b</sup> B<sup>b</sup> F/A Gm E<sup>b</sup>

33

Voice

who they are — Po - wer to all the peo - ple now — to -

Pno.

B<sup>b</sup>/F F E<sup>b</sup>/F B<sup>b</sup> E<sup>b</sup>

V.S.

## Power To All The People

37

Voice

day's a shi - ning start Po - wer to all the peo -

Pno.

D D<sup>7</sup>/F<sup>#</sup> Gm E<sup>b</sup>m/G<sup>b</sup> B<sup>b</sup>/F E<sup>b</sup>

40

Voice

- ple \_\_\_\_\_ take heart

Pno.

Fsus<sup>4</sup> B<sup>b</sup> A<sup>b</sup>/B<sup>b</sup> B<sup>b</sup>

43

Voice

Now is the time for choo - sing how we rule our land It's the time

Pno.

Gm D/F<sup>#</sup> B<sup>b</sup>/F

# Power To All The People

5

47

Voice

\_\_\_ when all the peo - ple\_\_\_ de- cide\_\_\_

Pno.

E<sup>b</sup> F<sup>7</sup> B<sup>b</sup> F/A

51

Voice

Time to be im - por - tant Time to stand as one and

Pno.

Gm D/F# B<sup>b</sup>/F C/E

55

Voice

take\_\_\_ our own\_\_\_ ad - vice\_\_\_

Pno.

F<sup>7</sup><sub>sus4</sub> F<sup>7</sup>

V.S.

## Power To All The People

58

Voice

Po-wer to all the peo - ple here\_\_ to- day\_\_

Pno.

Gm/F F B $\flat$  E $\flat$  E $\flat$ /F E $\flat$  B $\flat$

62

Voice

Po-wer to all the peo - ple that\_\_ are on their way\_\_

Pno.

F/A Gm E $\flat$  B $\flat$ /F F

66

Voice

Po-wer to all the peo - ple who\_\_ will choose to have\_\_ their

Pno.

E $\flat$ /F B $\flat$  E $\flat$  D D $^7$ /F $\sharp$

# Power To All The People

7

70

Voice

say Po-wer to all the peo - ple Po-wer to all the peo-

Pno.

Gm E<sup>b</sup>m/G<sup>b</sup> B<sup>b</sup>/F E<sup>b</sup> F<sup>sus</sup>4 B<sup>b</sup>/D Cm<sup>7</sup>

74

Voice

- ple Po-wer to all the peo - ple to - day

Pno.

Cm<sup>7</sup>/F B<sup>b</sup> E<sup>b</sup> F<sup>7sus</sup>4 B<sup>b</sup> E<sup>b</sup>/B<sup>b</sup>

78

Voice

—

Pno.

B<sup>b</sup> E<sup>b</sup>/B<sup>b</sup>

## Power To All The People

81

Voice

Po - wer to the peo - ple

Pno.

B<sup>b</sup> E<sup>b</sup>/B<sup>b</sup> B<sup>b</sup> E<sup>b</sup>

84

Voice

Po - wer to the peo - ple

Pno.

B<sup>b</sup> E<sup>b</sup>/B<sup>b</sup>

86

Voice

Po - wer to the peo - ple

Pno.

B<sup>b</sup>sus<sup>2</sup> B<sup>b</sup>

# Potty Pantos

Goldilocks and the Three Scares  
Daring Dick Whittington  
Jack and the Big Stork!  
Aladdin's Lump

## CHRISTMAS SHOWS

Happy Christmas Tommy – *The Miracle of 1914*  
The Magic Tree – *A Story for Christmas*  
Saint Nicholas – *The Real Santa Claus*  
The Star Child – *The Christmas Story*

## 50 minute Educational Musicals

Supporting National Curriculum subjects

**The Gunpowder Plot** – *Remember, Remember the 5<sup>th</sup> of November*  
**Monster of the Maze** – *The Story of Theseus and the Minotaur*  
**The Dream Catcher** – *The Plains' Indians of North America*  
**Perfect Pirates** – *The Story of Anne Bonny and Mary Read*  
**The Victorian Historian** – *A Journey to Victorian England*  
**The Ship of Dreams** – *The Voyage of the RMS Titanic*  
**The Ancient Olympics** – *The Legend of Callipateira*  
**The Golden City** – *The Lost Empire of the Aztecs*  
**Valley of the Kings** – *The Power of the Sun God*  
**The Spanish Armada** – *The Invasion of England*  
**The Warrior Queen** – *Boudica and the Romans*  
**Christopher Columbus** – *The World is Round*  
**The Lucky Viking** – *The Discovery of America*  
**The Boy King** – *The Legend of Tutankhamun*  
**Daedalus & Icarus** – *Their Flight to Freedom*  
**The Saxon King** – *The Story of Sutton Hoo*  
**Battle of Britain** – *A Story of the Few*  
**The Trojan Horse** – *The Fall of Troy*  
**Athens** – *The Birth of Democracy*  
**Henry VIII** – *The Break with Rome*  
**Trafalgar** – *Nelson's Finest Hour*  
**Gettysburg** – *Brothers at War*  
**1066** – *The Battle of Hastings*  
**Pompeii** – *The Rain of Fire*

All shows ready to perform.  
Each pack includes  
History Fact Pack, Script, Libretto Music Score & CD.

This material is non refundable

**NO PERFORMANCE FEES UNLESS YOU ARE  
CHARGING THE AUDIENCE**

Rehearsal Scripts & Song Books available in packs of 10

Go to [www.educationalmusicals.co.uk](http://www.educationalmusicals.co.uk)  
Where you can hear two songs or  
read two pages of script from each show.  
Your children can also download the songs



## Panto Song Book 1

20 catchy, humorous songs for every style of Pantomime including:

*Villain's Songs*  
*Hero's Songs*  
*Dame's Songs*  
*Opening Numbers*  
*Finale Songs*

Supplied with full piano libretto score and a CD with both performance and rehearsal tracks.

If you want to change the lyrics to suit your production you can.

You've heard the music, now check out the shows. Our range of 'Potty Pantos' are 35 – 40 minute short, quirky Pantomimes for children.

Titles include:

*Aladdin's Lump*  
*Jack & the Big Stork*  
*Daring Dick Whittington*  
*Goldilocks & the 3 Scares*  
*Snow White & the Magnificent 7*

For more details on these and any other of our wide range of products go to: -

**[www.educationalmusicals.co.uk](http://www.educationalmusicals.co.uk)**

ISBN 9781-905123-69-8

